

LCFF Budget Overview for Parents

Local Educational Agency (LEA) Name: Sierra Vista Charter High School

CDS Code: 54-72249-5430186

School Year: 2023-24

LEA contact information:

Daniel Dutto

Principal

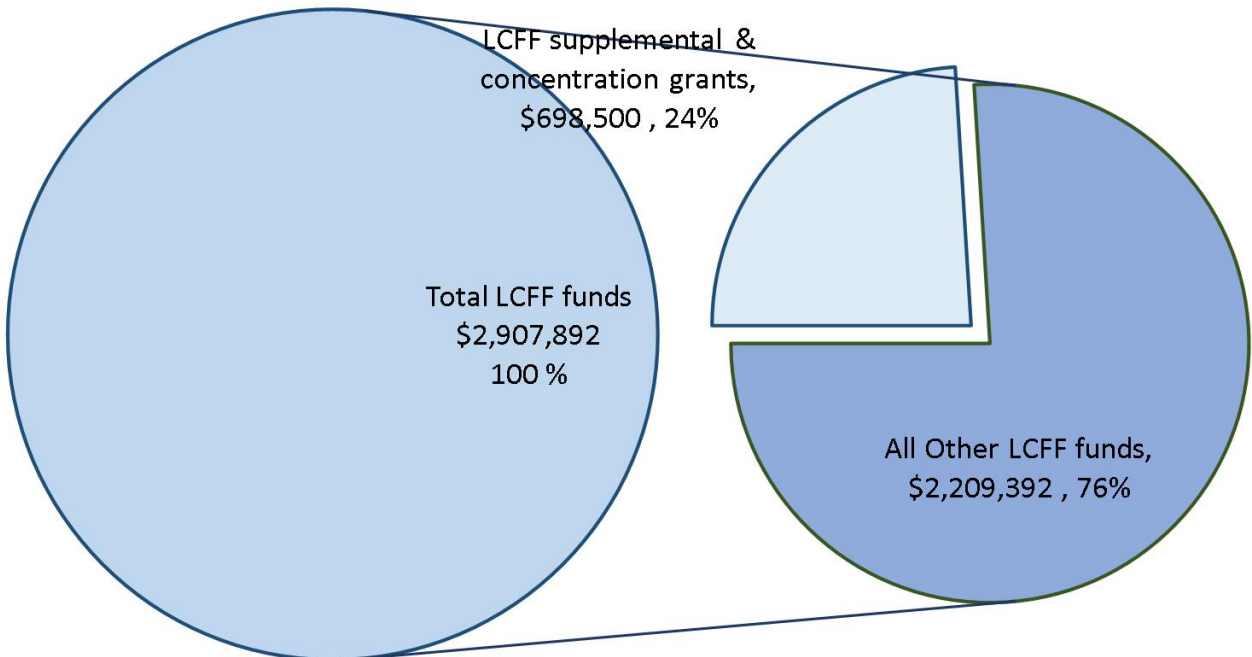
daniel.dutto@tulare.k12.ca.us

(559) 6882021

School districts receive funding from different sources: state funds under the Local Control Funding Formula (LCFF), other state funds, local funds, and federal funds. LCFF funds include a base level of funding for all LEAs and extra funding - called "supplemental and concentration" grants - to LEAs based on the enrollment of high needs students (foster youth, English learners, and low-income students).

Budget Overview for the 2023-24 School Year

Projected Revenue by Fund Source

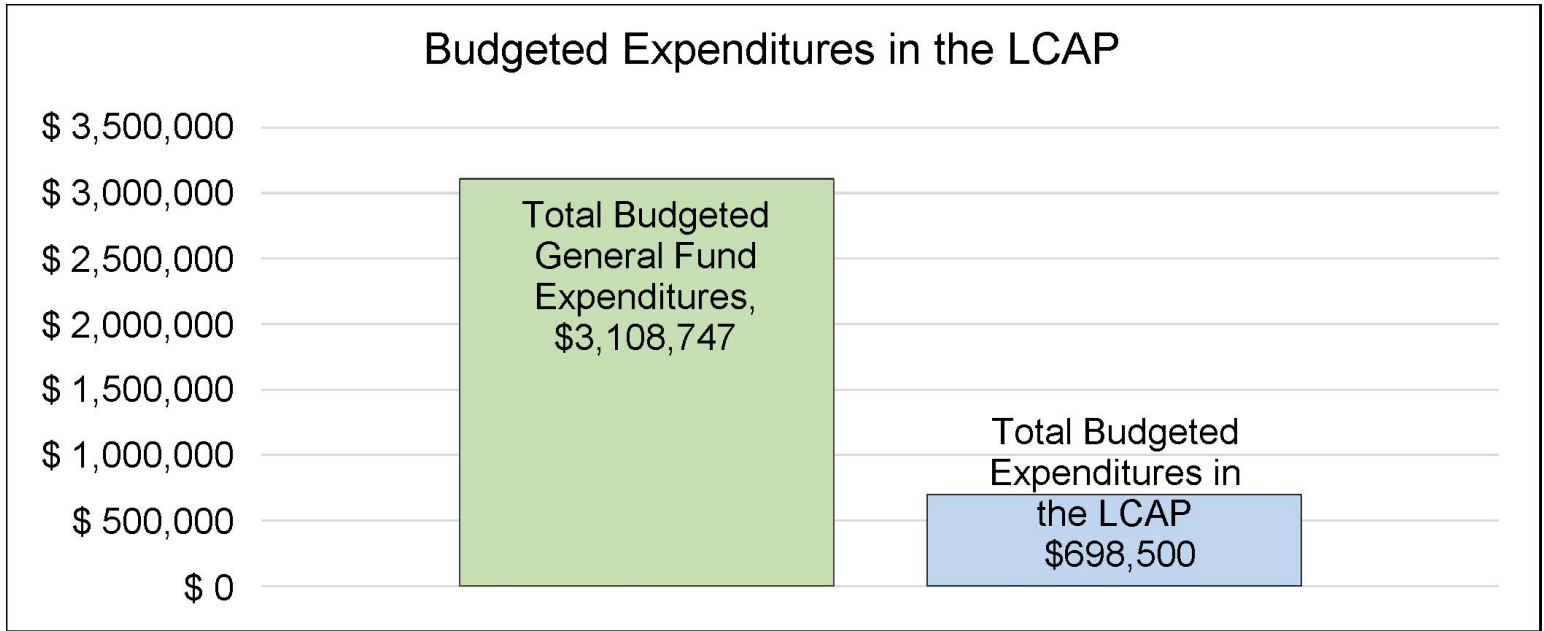


This chart shows the total general purpose revenue Sierra Vista Charter High School expects to receive in the coming year from all sources.

The text description for the above chart is as follows: The total revenue projected for Sierra Vista Charter High School is \$2,907,892, of which \$2907892 is Local Control Funding Formula (LCFF), \$0 is other state funds, \$0 is local funds, and \$0 is federal funds. Of the \$2907892 in LCFF Funds, \$698500 is generated based on the enrollment of high needs students (foster youth, English learner, and low-income students).

LCFF Budget Overview for Parents

The LCFF gives school districts more flexibility in deciding how to use state funds. In exchange, school districts must work with parents, educators, students, and the community to develop a Local Control and Accountability Plan (LCAP) that shows how they will use these funds to serve students.



This chart provides a quick summary of how much Sierra Vista Charter High School plans to spend for 2023-24. It shows how much of the total is tied to planned actions and services in the LCAP.

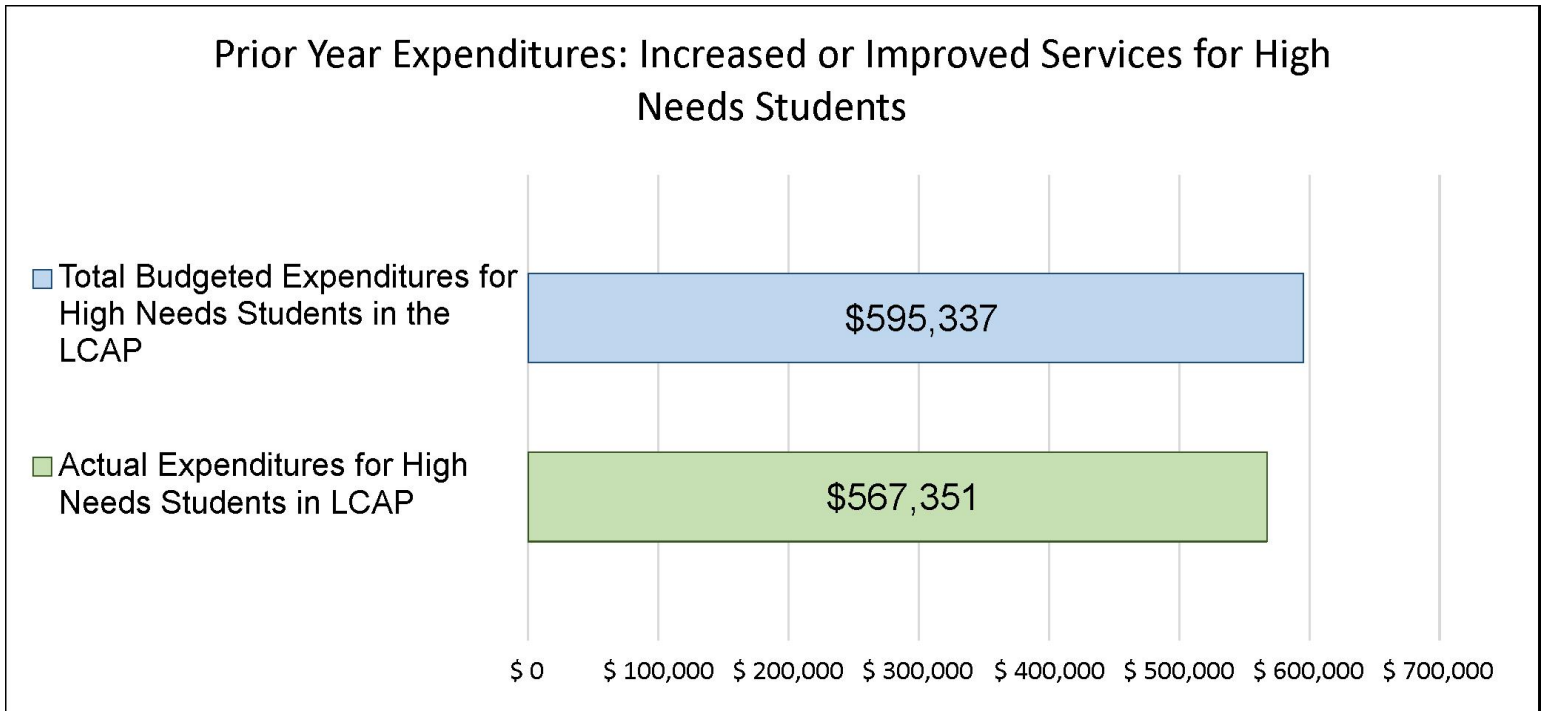
The text description of the above chart is as follows: Sierra Vista Charter High School plans to spend \$3108747 for the 2023-24 school year. Of that amount, \$698500 is tied to actions/services in the LCAP and \$2,410,247 is not included in the LCAP. The budgeted expenditures that are not included in the LCAP will be used for the following:

Increased or Improved Services for High Needs Students in the LCAP for the 2023-24 School Year

In 2023-24, Sierra Vista Charter High School is projecting it will receive \$698500 based on the enrollment of foster youth, English learner, and low-income students. Sierra Vista Charter High School must describe how it intends to increase or improve services for high needs students in the LCAP. Sierra Vista Charter High School plans to spend \$698500 towards meeting this requirement, as described in the LCAP.

LCFF Budget Overview for Parents

Update on Increased or Improved Services for High Needs Students in 2022-23



This chart compares what Sierra Vista Charter High School budgeted last year in the LCAP for actions and services that contribute to increasing or improving services for high needs students with what Sierra Vista Charter High School estimates it has spent on actions and services that contribute to increasing or improving services for high needs students in the current year.

The text description of the above chart is as follows: In 2022-23, Sierra Vista Charter High School's LCAP budgeted \$595337 for planned actions to increase or improve services for high needs students. Sierra Vista Charter High School actually spent \$567351 for actions to increase or improve services for high needs students in 2022-23.

Local Control and Accountability Plan

The instructions for completing the Local Control and Accountability Plan (LCAP) follow the template.

Local Educational Agency (LEA) Name	Contact Name and Title	Email and Phone
Sierra Vista Charter High School	Daniel Dutto Principal	daniel.dutto@tulare.k12.ca.us (559) 6882021

Plan Summary [2023-24]

General Information

A description of the LEA, its schools, and its students in grades transitional kindergarten–12, as applicable to the LEA.

A dependent charter of the Tulare Joint Union High School District, Sierra Vista Charter High School (SVCHS) was originally Sierra Vista High School, and was developed in 1984 as an alternative for students who would otherwise be unable to attend school within a traditional setting. In 2014, the school converted to a charter high school. Our program is open to all students and offers both, a traditional independent study method of instruction, as well as online instruction options. An internal review of the independent study program and the need to provide additional options to enhance student opportunities and performance within the independent study program were the impetus for the development of a charter high school. The vision and purpose of Sierra Vista Charter High School is to provide a quality developmental program addressing the academic, career, and personal/social development of all students. Our program is a vital part of the mission of the Tulare Joint Union High School District which supports, facilitates, and maximizes personal and academic achievement for all students. SVCHS proactively assists students to acquire life-long learning skills, foster interpersonal communication skills, develop college and career readiness skills, and to be contributing members of society. SVCHS is part of the Tulare Joint Union High School District and is located in a unique community nestled within the heart of one of the most fertile agricultural regions in the San Joaquin Valley. The district encompasses a community of more than 78,000 residents who are passionate about the quality of life for our students during their school-age years and beyond. The district currently serves approximately 5,700 students. Sierra Vista Charter High School staff are committed to providing all students with a safe, nurturing educational environment that inspires students to reach their individual potential. Sierra Vista Charter High School is comprised of a diverse population of students in grades 9-12, and is comprised of 87% socio-economically disadvantaged, 8% students with disabilities and 12% English language learners (Source: 2020-21 CalPADS). Sierra Vista Charter High School is using the LCAP process to identify areas of needed improvement. The LCAP will highlight goals which focus on improving student achievement for all students, but more specifically students that are low income (LI), English-language learners (EL), and Foster youth (FY).

Reflections: Successes

A description of successes and/or progress based on a review of the California School Dashboard (Dashboard) and local data.

SVCHS is seeing growth and improvement in graduation (90.1%) and attendance (91.95%) rates. Students passing with a C or better in English 90.8%, Math at 83.9%, Science at 88.7%, and Social Science improved to 90.3%. Suspension rates are minimal, with zero suspensions in 2021-2022.

Reflections: Identified Need

A description of any areas that need significant improvement based on a review of Dashboard and local data, including any areas of low performance and significant performance gaps among student groups on Dashboard indicators, and any steps taken to address those areas.

Based on the pilot Dashboard data and local performance indicators, our graduation rate is five and a half percentage points below the district average. This is a decrease of two and a half percentage points from the previous year. We will continue to support this area by providing one full time counselor and one part-time counselor who will develop individual academic plans for each of our students. Those students falling behind on credits will be offered response to intervention time and core class support. Also, based on the data, our greatest area of need is improving CAASPP-Math test results. Currently two percent of our students have met or exceeded the standards in the 2021-2022 school year. We will offer Algebra 1, Geometry, and Algebra 2 to better prepare our students for CAASPP. Teachers will be given opportunities for professional development and students will continue to receive extra academic support throughout the school year.

LCAP Highlights

A brief overview of the LCAP, including any key features that should be emphasized.

In this year's LCAP, we continued to focus on preparing all students to be college and career ready, increase the English Language acquisition of our English Learners and provide a safe and welcoming environment to all of our students. Based on stakeholder input, we changed our metrics in order to better identify our district's strengths and needs. One change we made was monitoring the percentage of students who are CTE Completers and who meet the College and Career Indicator. At SVCHS, our part-time ELD teacher will continue to provide support to our EL and redesignated students. To support a positive learning environment SVCHS continued to implement and improve the PBIS program and at the district level a Director of Student Services has been added to help support the safety and well being of students..

Comprehensive Support and Improvement

An LEA with a school or schools eligible for comprehensive support and improvement must respond to the following prompts.

Schools Identified

A list of the schools in the LEA that are eligible for comprehensive support and improvement.

N/A

Support for Identified Schools

A description of how the LEA has or will support its eligible schools in developing comprehensive support and improvement plans.

N/A

Monitoring and Evaluating Effectiveness

A description of how the LEA will monitor and evaluate the plan to support student and school improvement.

N/A

Engaging Educational Partners

A summary of the process used to engage educational partners and how this engagement was considered before finalizing the LCAP.

INVOLVEMENT PROCESS FOR LCAP AND ANNUAL UPDATE

LCAP information and consultation sessions are held with CTA and CSEA. Union representatives attend BAC meetings and School Services budget session. Union bargaining sessions include LCAP considerations and discussions. LCAP information was presented in English and Spanish. Stakeholder input was gathered at site staff meetings, School Site Council, parent organization meetings, and through online surveys in English and Spanish. Superintendent's Cabinet discusses development and completion of LCAP with regard to staffing needs and LCAP timeline for public hearing and budget approval.

Board of Trustees reviews LCAP goals and impact on multi-year projections.

Meeting Dates:

BAC – 10/11/2022, 12/13/2022, 1/23/2023, 3/28/2023, 5/23/2023

CSEA – (A CSEA member is also a representative to our BAC meetings)

CTA – (A CTA member is also a representative to our BAC meetings)

Cabinet/Principals' Meetings – 9/7/22, 12/7/22, 1/18/23, 2/8/23, 2/22/23, 4/19/23, 5/10/23, 5/24/23

Board of Trustees – 9/3/22, 9/17/22, 11/19/22, 2/18/23, 3/4/23, 6/13/23, 6/15/23

Sierra Vista Charter High School

School Site Council – February 23, 2023

Site Advisory – March 17, 2023

A summary of the feedback provided by specific educational partners.

The stakeholders involved in the formalization of this year's LCAP included SVCHS staff, School Site Council, and Budget Advisory Committee. Areas to focus for the following year continue to be safety, PBIS, and student support.

A description of the aspects of the LCAP that were influenced by specific input from educational partners.

SVCHS staff feel PBIS does a great job of supporting students but additional funding can better support college visitations and positive reinforcement through student incentive gift cards. Staff believe student recognition reinforces a positive learning environment and gives students a feeling of love and support to build positive connections with both the staff and the school. Teachers want students to have a connection to the school through academics, extracurricular activities, and social interaction. Safety is always a priority. The staff and committees feel SVCHS always does a great job with video and physical monitoring of the school. Full time security guards are provided throughout the school day. Friday RTI is a positive academic support intervention program that allows teachers to assign students mandatory instructional time if they have not completed work during the week, need additional academic support, or to retake tests.

Goals and Actions

Goal

Goal #	Description
1	All students will demonstrate successful completion of a broad course of study and will meet the a-g requirements upon graduation in order to be prepared to transition to college or a career (All students will be college and career ready).

An explanation of why the LEA has developed this goal.

This goal was originally developed during our first LCAP based on input from our stakeholders. Even though our metrics show that we have made progress in achieving this goal, it is important for our District to continue to focus on ALL students having the opportunity to both attend college or transition into a career. Successful completion of core classes with a C or better, CAASPP performance, AP Test passage rates and CTE completer status will allow us to monitor our progress towards achieving this goal.

Measuring and Reporting Results

Metric	Baseline	Year 1 Outcome	Year 2 Outcome	Year 3 Outcome	Desired Outcome for 2023–24
Passing rate of C or better in ELA courses based on semester grades	77%	85%	92% (Fall Semester)		85%
Passing rate with a C or better in Mathematics courses based on semester grades	74%	84%	80% (Fall Semester)		80%
Percentage of students meeting or exceeding the standards in English on the California Assessment of Student Performance	49% (2018-2019 Data)	35%	48% (Fall Semester)		60%

Metric	Baseline	Year 1 Outcome	Year 2 Outcome	Year 3 Outcome	Desired Outcome for 2023–24
and Progress(CAASPP)					
Percentage of students meeting or exceeding the standards in Mathematics on the California Assessment of Student Performance and Progress(CAASPP)	0% (2018-2019 Data)	8%	2% (Fall Semester)		20%
Passing rate of C or better in Science courses based on semester grades	77%	83%	93% (Fall Semester)		85%
Passing rate of a C or better in Social Studies courses based on semester grades	73%	92%	93% (Fall Semester)		80%
Percentage of students who are CTE completers	22%	8%	6%		35%
English EAP rates	8% (2018-2019 Data)	7%	8%		15%
Mathematics EAP rates	0% (2018-2019 Data)	3%	0%		15%
Graduation rate	94%	88%	90%		98%
Dropout Rate	3%	3%	7.7%		2%
Percentage of students identified as	12% (2017-2018 Data)	Not reported.	Not Reported		22%

Metric	Baseline	Year 1 Outcome	Year 2 Outcome	Year 3 Outcome	Desired Outcome for 2023–24
Prepared by the College and Career Indicator					

Actions

Action #	Title	Description	Total Funds	Contributing
1.1	Edgenuity courses	#1 Continue to provide online instructional platform through Edgenuity.	\$923,824.00	Yes
1.2	Career Technical Education Courses	#2 Continue to offer career-technical education pathways in art concepts and culinary foods and support all students including English Learners, foster-youth, and students with disabilities.	\$2,487.00	Yes

Goal Analysis [2022-23]

An analysis of how this goal was carried out in the previous year.

A description of any substantive differences in planned actions and actual implementation of these actions.

During the 20-21 school year, Edgenuity Courseware was implemented school wide to ensure that all courses that students take are A-G compliant. This will provide a greater opportunity for students to qualify as A-G Completers and qualify for entrance into four year universities directly out of high school. Implementation of the A-G courseware also has allowed for a standardization of student pacing throughout the year and a greater level of communication with student progress with parents and guardians. Sierra Vista continues to offer a foods pathway and will continue to expand its CTE Pathway to offer a variety of opportunities to be college and career ready. Sierra Vista will also be hiring an art teacher to provide more opportunities for students to complete both their A-G requirements and have an additional in-person CTE Pathway.

An explanation of material differences between Budgeted Expenditures and Estimated Actual Expenditures and/or Planned Percentages of Improved Services and Estimated Actual Percentages of Improved Services.

We had material difference between Budgeted Expenditures and Estimated Actual Expenditures in the following areas:

1. Our expenditures for Edgenuity courses has increased from \$27,000.00 to \$329,230.00 there was a change in the way staff who implement and oversee Edgenuity courses are paid. This is created increase fidelity with the processes and procedures used to implement Edgenuity courseware. This created an overage for this action.
2. This year we were able to pay for CTE supplies using other funds. Next year we will be hiring a new Art teacher allowing us to use these funds with fidelity towards CTE programs.

An explanation of how effective the specific actions were in making progress toward the goal.

In this year's LCAP, we will continue to focus on preparing all students to be college and career ready, increase the English Language acquisition of our English Learners and continue to provide a safe and welcoming environment to all of our students. In using the Edgenuity program, we have been able to better monitor students progress in their core courses and has a variety of tools to communicate with parents the progress of their students. The use of this program has helped with an increase in the number of students with passing grades in their core classes. There was a drop in the math performance on the CAASPP test, however we have also changed the amount of tutorial support for math that students have access to.

A description of any changes made to the planned goal, metrics, desired outcomes, or actions for the coming year that resulted from reflections on prior practice.

Based on this data, graduation rates will hold steady, however our A-G rates are higher making our students college and career ready. We plan on continuing to support this area through providing professional development plan with a strategic tiered intervention plan. We will expand the amount of support to core courses and expand it to all courses that allow students to be A-G qualified and increase in the core course C passing rates. The data also shows that students have a need for greater CTE opportunities and the employment of an in-person art teacher will provide for this and should help increase our CTE qualifier percentage.

A report of the Total Estimated Actual Expenditures for last year's actions may be found in the Annual Update Table. A report of the Estimated Actual Percentages of Improved Services for last year's actions may be found in the Contributing Actions Annual Update Table.

Goals and Actions

Goal

Goal #	Description
2	All English Learners will demonstrate improvement in their English Language skills as evidenced through course grades, ELPAC scores and CAASPP scores.

An explanation of why the LEA has developed this goal.

English Learners are a significant student group in our District. Our current metrics show a significant gap in the overall performance of our students and that of our English Learners. It is important for our district to provide the necessary academic and socioemotional supports to accelerate the language acquisition of our English Language Learners. We will monitor progress towards meeting this goal by monitoring grades in core classes, graduation rates and performance on the ELPAC and CAASPP.

Measuring and Reporting Results

Metric	Baseline	Year 1 Outcome	Year 2 Outcome	Year 3 Outcome	Desired Outcome for 2023–24
Percentage of students scoring well developed or level 4 on the ELPAC	51%	23%	10%		60%
Reclassification Rate	18%	50%	14%		25%
Passing rate of C or better for English Learners in Mathematics courses based on semester grades	59%	79%	83.9%		65%
Passing rate of C or better for English Learners in Social Studies courses	65%	86%	90.3%		75%

Metric	Baseline	Year 1 Outcome	Year 2 Outcome	Year 3 Outcome	Desired Outcome for 2023–24
based on semester grades					
Passing rate of C or better for English Learners in Science courses based on semester grades	70%	91%	83.9%		75%
Percentage of English Learners meeting or exceeding the standards in English on the California Assessment of Student Performance and Progress(CAASPP)	9% (2016-2017 Data)	Not Reported	No Data		15%
Percentage of English Learners meeting or exceeding the standards in Mathematics on the California Assessment of Student Performance and Progress(CAASPP)	0% (2016-2017 Data)	Not Reported	No Data		15%
Graduation rate for English Learners	67% (2017-2018 Data)	Not Reported	77%		80%
Dropout rate for English Learners	0% (2017-2018 Data)	Not Reported	8%		0%
Maintain implementation of English Language Development	Maintain implementation of English Language Development	Maintain implementation of English Language Development			Maintain implementation of English Language Development

Metric	Baseline	Year 1 Outcome	Year 2 Outcome	Year 3 Outcome	Desired Outcome for 2023–24
Standards in English, Mathematics and History and implement in Science	Standards in English, Mathematics and History and implement in Science	Standards in English, Mathematics and History and implement in Science			Standards in English, Mathematics and History and implement in Science.

Actions

Action #	Title	Description	Total Funds	Contributing
2.1	ELD Tutorial Support	#1 Continue to provide ELD tutorial support for Math, English, and Science	\$63,350.00	Yes
2.2	ELD Materials and Supplies	#2 Continue to provide materials and supplies for ELD support	\$336.00	Yes
2.3	ELD Professional Development	#3 Continue to provide funding for ELD professional development and services targeted at supporting English Learners in their acquisition of the English language.	\$1,973.00	Yes

Goal Analysis [2022-23]

An analysis of how this goal was carried out in the previous year.

A description of any substantive differences in planned actions and actual implementation of these actions.

The actions included in goal 2 aim at supporting our English Learners in the acquisition of the English Language. This goal specifically ELD support and materials for students as well as provided professional development for staff. The support for students was in the form of a specific English Language Development Course built into the schools master schedule. This provided the needed support for ELL students on a one-on-one basis with and ELD credentialed teacher. Incentives were also provided to ELL students to try to encourage attendance to the ELD class.

An explanation of material differences between Budgeted Expenditures and Estimated Actual Expenditures and/or Planned Percentages of Improved Services and Estimated Actual Percentages of Improved Services.

There was a material difference between Budgeted Expenditures and Estimated Actual Expenditures due to the increase in the cost of staffing after changes to the salary schedule from contract negotiations. The overage costs to Goal 1 reflects these salary changes.

An explanation of how effective the specific actions were in making progress toward the goal.

There were increases in the passing rate for EL students in both English and Math and a decline in passing rates of students in science classes. There was a decline in the reclassification rates and the number of students scoring a 4 of the ELPAC test. There was no report on the graduation and drop out rates for EL students the year prior, however there was an increase from the baseline year.

A description of any changes made to the planned goal, metrics, desired outcomes, or actions for the coming year that resulted from reflections on prior practice.

With the large decrease in the number of students not scoring a 4 on the ELPAC test we will focus on making sure EL students are attending their EL class. This year we had a larger number of EL students choosing to do their EL class over zoom, for next year we will not allow this option and students will need to attend their EL class in person. We will also incentivize the EL course attendance and promote it's worth for EL students. We will also maintain the staff of an EL teacher who will support the EL students in each of the subject areas. Additionally, an EL support lab will continue to be built into the master schedule.

A report of the Total Estimated Actual Expenditures for last year's actions may be found in the Annual Update Table. A report of the Estimated Actual Percentages of Improved Services for last year's actions may be found in the Contributing Actions Annual Update Table.

Goals and Actions

Goal

Goal #	Description
3	TJUHSD will maintain a positive learning environment where all students and parents feel welcomed, valued, safe and engaged in the academic success of our students

An explanation of why the LEA has developed this goal.

Parent, student, and staff surveys indicate a need for a learning environment where students feel welcome and safe. All campuses are monitored using video surveillance, security guards, and a supervision team consisting of certificated staff, administrators, and counselors. Communication to students, parents, and guardians is a key ingredient for transparency. AERIES Communication allows administrators, counselors, and teachers to send out information through mass communications, direct messages, vociemail, text messages, or email specific to their site or individual students. The Positive Behavior Intervention and Supports program is an evidence-based three-tiered framework for improving and supporting all students to create the kind of school where all students are successful. Counselors are beneficial in supporting students academically, socially, and emotionally. They also provide encouragement so students feel valued and engaged as part of the schoolwide program.

Measuring and Reporting Results

Metric	Baseline	Year 1 Outcome	Year 2 Outcome	Year 3 Outcome	Desired Outcome for 2023–24
Pupil-to-counselor ratio	400:1	226:1	137:1		300:1
Number of registrations on the districts ParentSquare app	396	420	420		396
Attendance Rate	87%	88%	89%		90%
Suspension Rate	.8%	0%	0%		.3%
Expulsion Rate	0%	0%	0%		0%

Actions

Action #	Title	Description	Total Funds	Contributing
3.1	Counselor one (1) FTE	#1 Continue to provide one (1.44) FTE counseling position at SVCHS.	\$203,490.00	Yes
3.2	PBIS Student Incentives	#2 Continue with Positive Behavioral Intervention and Support (PBIS) student incentives and provide a PBIS coach to plan and facilitate team meetings.	\$9,265.00	Yes
3.3	Computer Lab Aides	#3 Continue to provide Edgenuity support and student testing through the use of computer lab aides.	\$48,000.00	Yes
3.4	Student Materials and Supplies	#4 Continue to provide materials and supplies to all students	\$8,120.00	Yes
3.5	McKinney Vento	#5 Continue to support homeless youth	\$500.00	Yes
3.6	Parent and Family Engagement	#6 Continue to provide parent and family engagement through programs and activities	\$4,200.00	Yes
3.7	Security Cameras	#7 Continue to provide security cameras for video surveillance and student safety.	\$2,000.00	No
3.8	Counseling Department/Nurses Office	#8 Continue to support the counseling department student programs and provide first aid supplies for the nurses office.	\$8,060.00	

Goal Analysis [2022-23]

An analysis of how this goal was carried out in the previous year.

A description of any substantive differences in planned actions and actual implementation of these actions.

The actions in Goal 3 supports our school site in creating a positive learning environment, where all students feel welcomed, safe, and engaged. This goal specifically includes providing services at our sites that support the well-being of our students. With the increase in our student population, we saw a need to increase the number of onsite counselors to 1.5. This helped support both our on campus students and those students choosing to stay distance learning. These counselors have provided academic emotional, and social support to the students. We have also provided incentives through our PBIS program to encourage students to exhibit our goals of S.T.R.O.N.G. (Safe, Trustworthy, Responsible, Organized, Never Give Up, and Goal Oriented). Another area of emphasis is maintaining communication with parents. this includes communicating over Parentsquare school activities, important dates, and parent advisory committees.

An explanation of material differences between Budgeted Expenditures and Estimated Actual Expenditures and/or Planned Percentages of Improved Services and Estimated Actual Percentages of Improved Services.

There were material differences between Budgeted Expenditures and Estimated Actual Expenditures in the following areas:

1. The reported cost of counselors in last years LCAP was underfunded. The original budgeted amount was \$208.74, however the actual cost was \$184,990.00.
2. We had a reduction in the amount of cost for Parent and Family Engagement due to changes in the amount of Electronic Communication that was used. The budgeted amount was \$3,200.00 and the actual cost was \$0.00.
3. We had a reduction in the amount of funds needed for security cameras. The budgeted amount was \$1,500.00 and the actual cost was \$150.00

An explanation of how effective the specific actions were in making progress toward the goal.

The increase in counseling services to students has had an effect on our passing rates in core courses. They have also provided social emotional support to the students. We have had an increase in our attendance rate rate going from an attendance rate of 88% to 89% which is 2% above our baseline rate. Our suspension numbers continue to be at 0%, which is .8% below our baseline number.

A description of any changes made to the planned goal, metrics, desired outcomes, or actions for the coming year that resulted from reflections on prior practice.

After reviewing the metrics associated with this goal, as well as the information collected from our stakeholders, we will continue with all of the actions included in this goal.

A report of the Total Estimated Actual Expenditures for last year's actions may be found in the Annual Update Table. A report of the Estimated Actual Percentages of Improved Services for last year's actions may be found in the Contributing Actions Annual Update Table.

Increased or Improved Services for Foster Youth, English Learners, and Low-Income Students [2023-24]

Projected LCFF Supplemental and/or Concentration Grants	Projected Additional LCFF Concentration Grant (15 percent)
703739	\$57,468

Required Percentage to Increase or Improve Services for the LCAP Year

Projected Percentage to Increase or Improve Services for the Coming School Year	LCFF Carryover — Percentage	LCFF Carryover — Dollar	Total Percentage to Increase or Improve Services for the Coming School Year
31.01%	22.33%	\$649,430.83	53.35%

The Budgeted Expenditures for Actions identified as Contributing may be found in the Contributing Actions Table.

Required Descriptions

For each action being provided to an entire school, or across the entire school district or county office of education (COE), an explanation of (1) how the needs of foster youth, English learners, and low-income students were considered first, and (2) how these actions are effective in meeting the goals for these students.

TJUHSD demographics indicate that 75% of our students qualify for Free & Reduced meals, 11% are English Learners, and 1% are Foster Youth. Because these groups represent a significant percentage of our population, our stakeholders have determined that all district goals are designed to close the achievement gap, provide additional learning opportunities, and meet the needs of our targeted students. The district's unduplicated eligible students comprise 73% of our student population. In preparation for the 2021-2022 LCAP, we used our Budget Advisory, cabinet and other stakeholder meetings to analyze a variety of quantitative and qualitative data and determine the needs of our Low Income (LI), English Language Learners (ELL), and Foster Youth (FY). The academic progress of these student groups, as evidenced by their performance in class and on state assessments, validates the need for ongoing academic support, as well as professional development and time for our teachers to plan for the learning needs of our unduplicated students. During the past three years, our CAASPP results in English show an increase of 21% to 49% and 0 to 14% in Mathematics.

A description of how services for foster youth, English learners, and low-income students are being increased or improved by the percentage required.

Sierra Vista Charter High School will increase or improve services by utilizing the district Child Welfare and Attendance Officer, core support, and counseling services to help English Learners, foster youth, and low-income students. Additionally, the services listed below are principally directed at our unduplicated pupils.

- ELD coaches
- Staff development on embedding ELD standards and instructional strategies in Social Studies, Mathematics, and Science are both services provided specifically for English Learners
- Continue to provide credit recovery courses for students at-risk of not graduating through summer school, winter intercession and before and after school (LEA-wide).

A description of the plan for how the additional concentration grant add-on funding identified above will be used to increase the number of staff providing direct services to students at schools that have a high concentration (above 55 percent) of foster youth, English learners, and low-income students, as applicable.

Staff-to-student ratios by type of school and concentration of unduplicated students	Schools with a student concentration of 55 percent or less	Schools with a student concentration of greater than 55 percent
Staff-to-student ratio of classified staff providing direct services to students	NA	
Staff-to-student ratio of certificated staff providing direct services to students	NA	

2023-24 Total Expenditures Table

Totals	LCFF Funds	Other State Funds	Local Funds	Federal Funds	Total Funds	Total Personnel	Total Non-personnel
Totals	\$1,215,021.00	\$4,060.00		\$56,524.00	\$1,275,605.00	\$1,199,129.00	\$76,476.00

Goal	Action #	Action Title	Student Group(s)	LCFF Funds	Other State Funds	Local Funds	Federal Funds	Total Funds
1	1.1	Edgenuity courses	English Learners Foster Youth Low Income	\$923,824.00				\$923,824.00
1	1.2	Career Technical Education Courses	English Learners Foster Youth Low Income	\$1,887.00			\$600.00	\$2,487.00
2	2.1	ELD Tutorial Support	English Learners	\$57,000.00			\$6,350.00	\$63,350.00
2	2.2	ELD Materials and Supplies	English Learners				\$336.00	\$336.00
2	2.3	ELD Professional Development	English Learners				\$1,973.00	\$1,973.00
3	3.1	Counselor one (1) FTE	English Learners Foster Youth Low Income	\$203,490.00				\$203,490.00
3	3.2	PBIS Student Incentives	English Learners Foster Youth Low Income	\$8,000.00			\$1,265.00	\$9,265.00
3	3.3	Computer Lab Aides	English Learners Foster Youth Low Income	\$13,000.00			\$35,000.00	\$48,000.00
3	3.4	Student Materials and Supplies	English Learners Foster Youth Low Income	\$2,320.00			\$5,800.00	\$8,120.00
3	3.5	McKinney Vento	English Learners Foster Youth Low Income				\$500.00	\$500.00
3	3.6	Parent and Family Engagement	English Learners Foster Youth Low Income	\$1,000.00			\$3,200.00	\$4,200.00
3	3.7	Security Cameras	All	\$500.00			\$1,500.00	\$2,000.00

Goal	Action #	Action Title	Student Group(s)	LCFF Funds	Other State Funds	Local Funds	Federal Funds	Total Funds
3	3.8	Counseling Department/Nurses Office		\$4,000.00	\$4,060.00			\$8,060.00

2023-24 Contributing Actions Table

1. Projected LCFF Base Grant	2. Projected LCFF Supplemental and/or Concentration Grants	3. Projected Percentage to Increase or Improve Services for the Coming School Year (2 divided by 1)	LCFF Carryover — Percentage (Percentage from Prior Year)	Total Percentage to Increase or Improve Services for the Coming School Year (3 + Carryover %)	4. Total Planned Contributing Expenditures (LCFF Funds)	5. Total Planned Percentage of Improved Services (%)	Planned Percentage to Increase or Improve Services for the Coming School Year (4 divided by 1, plus 5)	Totals by Type	Total LCFF Funds
2269031	703739	31.01%	22.33%	53.35%	\$1,210,521.00	0.00%	53.35 %	Total:	\$1,210,521.00
								LEA-wide Total:	\$0.00
								Limited Total:	\$0.00
								Schoolwide Total:	\$1,210,521.00

Goal	Action #	Action Title	Contributing to Increased or Improved Services?	Scope	Unduplicated Student Group(s)	Location	Planned Expenditures for Contributing Actions (LCFF Funds)	Planned Percentage of Improved Services (%)
1	1.1	Edgenuity courses	Yes	Schoolwide	English Learners Foster Youth Low Income		\$923,824.00	
1	1.2	Career Technical Education Courses	Yes	Schoolwide	English Learners Foster Youth Low Income		\$1,887.00	
2	2.1	ELD Tutorial Support	Yes	Schoolwide	English Learners		\$57,000.00	
2	2.2	ELD Materials and Supplies	Yes	Schoolwide	English Learners			
2	2.3	ELD Professional Development	Yes	Schoolwide	English Learners			
3	3.1	Counselor one (1) FTE	Yes	Schoolwide	English Learners Foster Youth Low Income		\$203,490.00	
3	3.2	PBIS Student Incentives	Yes	Schoolwide	English Learners Foster Youth Low Income		\$8,000.00	

Goal	Action #	Action Title	Contributing to Increased or Improved Services?	Scope	Unduplicated Student Group(s)	Location	Planned Expenditures for Contributing Actions (LCFF Funds)	Planned Percentage of Improved Services (%)
3	3.3	Computer Lab Aides	Yes	Schoolwide	English Learners Foster Youth Low Income		\$13,000.00	
3	3.4	Student Materials and Supplies	Yes	Schoolwide	English Learners Foster Youth Low Income		\$2,320.00	
3	3.5	McKinney Vento	Yes	Schoolwide	English Learners Foster Youth Low Income	Specific Schools: Sierra Vista Charter High School		
3	3.6	Parent and Family Engagement	Yes	Schoolwide	English Learners Foster Youth Low Income		\$1,000.00	

2022-23 Annual Update Table

Totals	Last Year's Total Planned Expenditures (Total Funds)	Total Estimated Expenditures (Total Funds)
Totals	\$107,388.74	\$612,304.00

Last Year's Goal #	Last Year's Action #	Prior Action/Service Title	Contributed to Increased or Improved Services?	Last Year's Planned Expenditures (Total Funds)	Estimated Actual Expenditures (Input Total Funds)
1	1.1	Edgenuity courses	Yes	\$27,000.00	329230
1	1.2	Career Technical Education Courses	Yes	\$1,487.00	0
2	2.1	ELD Tutorial Support	Yes	\$21,059.00	47000
2	2.2	ELD Materials and Supplies	Yes	\$336.00	336
2	2.3	ELD Professional Development	Yes	\$1,973.00	1973
3	3.1	Counselor one (1) FTE	Yes	\$208.74	184990
3	3.2	PBIS Student Incentives	Yes	\$5,265.00	5265
3	3.3	Computer Lab Aides	Yes	\$35,000.00	35010
3	3.4	Student Materials and Supplies	Yes	\$5,800.00	5800
3	3.5	McKinney Vento	Yes	\$500.00	500

Last Year's Goal #	Last Year's Action #	Prior Action/Service Title	Contributed to Increased or Improved Services?	Last Year's Planned Expenditures (Total Funds)	Estimated Actual Expenditures (Input Total Funds)
3	3.6	Parent and Family Engagement	Yes	\$3,200.00	0
3	3.7	Security Cameras	No	\$1,500.00	150
3	3.8	Counseling Department/Nurses Office		\$4,060.00	2050

2022-23 Contributing Actions Annual Update Table

6. Estimated LCFF Supplemental and/or Concentration Grants (Input Dollar Amount)	4. Total Planned Contributing Expenditures (LCFF Funds)	7. Total Estimated Expenditures for Contributing Actions (LCFF Funds)	Difference Between Planned and Estimated Expenditures for Contributing Actions (Subtract 7 from 4)	5. Total Planned Percentage of Improved Services (%)	8. Total Estimated Percentage of Improved Services (%)	Difference Between Planned and Estimated Percentage of Improved Services (Subtract 5 from 8)
698500	\$46,804.74	\$565,220.00	(\$518,415.26)	0.00%	0.00%	0.00%

Last Year's Goal #	Last Year's Action #	Prior Action/Service Title	Contributing to Increased or Improved Services?	Last Year's Planned Expenditures for Contributing Actions (LCFF Funds)	Estimated Actual Expenditures for Contributing Actions (Input LCFF Funds)	Planned Percentage of Improved Services	Estimated Actual Percentage of Improved Services (Input Percentage)
1	1.1	Edgenuity courses	Yes	\$27,000.00	\$329,230.00		
1	1.2	Career Technical Education Courses	Yes	\$887.00	0		
2	2.1	ELD Tutorial Support	Yes	\$14,709.00	\$47,000.00		
2	2.2	ELD Materials and Supplies	Yes				
2	2.3	ELD Professional Development	Yes				
3	3.1	Counselor one (1) FTE	Yes	\$208.74	\$184,990.00		
3	3.2	PBIS Student Incentives	Yes	\$4,000.00	\$4,000.00		
3	3.3	Computer Lab Aides	Yes				
3	3.4	Student Materials and Supplies	Yes				
3	3.5	McKinney Vento	Yes				
3	3.6	Parent and Family Engagement	Yes				

2022-23 LCFF Carryover Table

9. Estimated Actual LCFF Base Grant (Input Dollar Amount)	6. Estimated Actual LCFF Supplemental and/or Concentration Grants	LCFF Carryover — Percentage (Percentage from Prior Year)	10. Total Percentage to Increase or Improve Services for the Current School Year (6 divided by 9 + Carryover %)	7. Total Estimated Actual Expenditures for Contributing Actions (LCFF Funds)	8. Total Estimated Actual Percentage of Improved Services (%)	11. Estimated Actual Percentage of Increased or Improved Services (7 divided by 9, plus 8)	12. LCFF Carryover — Dollar Amount (Subtract 11 from 10 and multiply by 9)	13. LCFF Carryover — Percentage (12 divided by 9)
2907892	698500	17.75%	41.77%	\$565,220.00	0.00%	19.44%	\$649,430.83	22.33%

Instructions

[Plan Summary](#)

[Engaging Educational Partners](#)

[Goals and Actions](#)

[Increased or Improved Services for Foster Youth, English Learners, and Low-Income Students](#)

For additional questions or technical assistance related to the completion of the Local Control and Accountability Plan (LCAP) template, please contact the local county office of education (COE), or the California Department of Education's (CDE's) Local Agency Systems Support Office, by phone at 916-319-0809 or by email at lcff@cde.ca.gov.

Introduction and Instructions

The Local Control Funding Formula (LCFF) requires local educational agencies (LEAs) to engage their local educational partners in an annual planning process to evaluate their progress within eight state priority areas encompassing all statutory metrics (COEs have 10 state priorities). LEAs document the results of this planning process in the LCAP using the template adopted by the State Board of Education.

The LCAP development process serves three distinct, but related functions:

- **Comprehensive Strategic Planning:** The process of developing and annually updating the LCAP supports comprehensive strategic planning (California *Education Code* [EC] Section 52064[e][1]). Strategic planning that is comprehensive connects budgetary decisions to teaching and learning performance data. LEAs should continually evaluate the hard choices they make about the use of limited resources to meet student and community needs to ensure opportunities and outcomes are improved for all students.
- **Meaningful Engagement of Educational Partners:** The LCAP development process should result in an LCAP that reflects decisions made through meaningful engagement (EC Section 52064[e][1]). Local educational partners possess valuable perspectives and insights about an LEA's programs and services. Effective strategic planning will incorporate these perspectives and insights in order to identify potential goals and actions to be included in the LCAP.
- **Accountability and Compliance:** The LCAP serves an important accountability function because aspects of the LCAP template require LEAs to show that they have complied with various requirements specified in the LCFF statutes and regulations, most notably:
 - Demonstrating that LEAs are increasing or improving services for foster youth, English learners, and low-income students in proportion to the amount of additional funding those students generate under LCFF (EC Section 52064[b][4-6]).
 - Establishing goals, supported by actions and related expenditures, that address the statutory priority areas and statutory metrics (EC sections 52064[b][1] and [2]).
 - Annually reviewing and updating the LCAP to reflect progress toward the goals (EC Section 52064[b][7]).

The LCAP template, like each LEA’s final adopted LCAP, is a document, not a process. LEAs must use the template to memorialize the outcome of their LCAP development process, which should: (a) reflect comprehensive strategic planning (b) through meaningful engagement with educational partners that (c) meets legal requirements, as reflected in the final adopted LCAP. The sections included within the LCAP template do not and cannot reflect the full development process, just as the LCAP template itself is not intended as a tool for engaging educational partners.

If a county superintendent of schools has jurisdiction over a single school district, the county board of education and the governing board of the school district may adopt and file for review and approval a single LCAP consistent with the requirements in *EC* sections 52060, 52062, 52066, 52068, and 52070. The LCAP must clearly articulate to which entity’s budget (school district or county superintendent of schools) all budgeted and actual expenditures are aligned.

The revised LCAP template for the 2021–22, 2022–23, and 2023–24 school years reflects statutory changes made through Assembly Bill 1840 (Committee on Budget), Chapter 243, Statutes of 2018. These statutory changes enhance transparency regarding expenditures on actions included in the LCAP, including actions that contribute to meeting the requirement to increase or improve services for foster youth, English learners, and low-income students, and to streamline the information presented within the LCAP to make adopted LCAPs more accessible for educational partners and the public.

At its most basic, the adopted LCAP should attempt to distill not just what the LEA is doing for students in transitional kindergarten through grade twelve (TK–12), but also allow educational partners to understand why, and whether those strategies are leading to improved opportunities and outcomes for students. LEAs are strongly encouraged to use language and a level of detail in their adopted LCAPs intended to be meaningful and accessible for the LEA’s diverse educational partners and the broader public.

In developing and finalizing the LCAP for adoption, LEAs are encouraged to keep the following overarching frame at the forefront of the strategic planning and educational partner engagement functions:

Given present performance across the state priorities and on indicators in the California School Dashboard (Dashboard), how is the LEA using its budgetary resources to respond to TK–12 student and community needs, and address any performance gaps, including by meeting its obligation to increase or improve services for foster youth, English learners, and low-income students?

LEAs are encouraged to focus on a set of metrics and actions that the LEA believes, based on input gathered from educational partners, research, and experience, will have the biggest impact on behalf of its TK–12 students.

These instructions address the requirements for each section of the LCAP, but may include information about effective practices when developing the LCAP and completing the LCAP itself. Additionally, information is included at the beginning of each section emphasizing the purpose that each section serves.

Plan Summary

Purpose

A well-developed Plan Summary section provides a meaningful context for the LCAP. This section provides information about an LEA's community as well as relevant information about student needs and performance. In order to provide a meaningful context for the rest of the LCAP, the content of this section should be clearly and meaningfully related to the content included in the subsequent sections of the LCAP.

Requirements and Instructions

General Information – Briefly describe the LEA, its schools, and its students in grades TK–12, as applicable to the LEA. For example, information about an LEA in terms of geography, enrollment, or employment, the number and size of specific schools, recent community challenges, and other such information as an LEA wishes to include can enable a reader to more fully understand an LEA's LCAP.

Reflections: Successes – Based on a review of performance on the state indicators and local performance indicators included in the Dashboard, progress toward LCAP goals, local self-assessment tools, input from educational partners, and any other information, what progress is the LEA most proud of and how does the LEA plan to maintain or build upon that success? This may include identifying specific examples of how past increases or improvements in services for foster youth, English learners, and low-income students have led to improved performance for these students.

Reflections: Identified Need – Referring to the Dashboard, identify: (a) any state indicator for which overall performance was in the “Red” or “Orange” performance category or any local indicator where the LEA received a “Not Met” or “Not Met for Two or More Years” rating AND (b) any state indicator for which performance for any student group was two or more performance levels below the “all student” performance. What steps is the LEA planning to take to address these areas of low performance and performance gaps? An LEA that is required to include a goal to address one or more consistently low-performing student groups or low-performing schools must identify that it is required to include this goal and must also identify the applicable student group(s) and/or school(s). Other needs may be identified using locally collected data including data collected to inform the self-reflection tools and reporting local indicators on the Dashboard.

LCAP Highlights – Identify and briefly summarize the key features of this year's LCAP.

Comprehensive Support and Improvement – An LEA with a school or schools identified for comprehensive support and improvement (CSI) under the Every Student Succeeds Act must respond to the following prompts:

- **Schools Identified:** Identify the schools within the LEA that have been identified for CSI.
- **Support for Identified Schools:** Describe how the LEA has or will support the identified schools in developing CSI plans that included a school-level needs assessment, evidence-based interventions, and the identification of any resource inequities to be addressed through the implementation of the CSI plan.
- **Monitoring and Evaluating Effectiveness:** Describe how the LEA will monitor and evaluate the implementation and effectiveness of the CSI plan to support student and school improvement.

Engaging Educational Partners

Purpose

Significant and purposeful engagement of parents, students, educators, and other educational partners, including those representing the student groups identified by LCFF, is critical to the development of the LCAP and the budget process. Consistent with statute, such engagement should support comprehensive strategic planning, accountability, and improvement across the state priorities and locally identified priorities (*EC* Section 52064[e][1]). Engagement of educational partners is an ongoing, annual process.

This section is designed to reflect how the engagement of educational partners influenced the decisions reflected in the adopted LCAP. The goal is to allow educational partners that participated in the LCAP development process and the broader public understand how the LEA engaged educational partners and the impact of that engagement. LEAs are encouraged to keep this goal in the forefront when completing this section.

Statute and regulations specify the educational partners that school districts and COEs must consult when developing the LCAP: teachers, principals, administrators, other school personnel, local bargaining units of the LEA, parents, and students. Before adopting the LCAP, school districts and COEs must share it with the Parent Advisory Committee and, if applicable, to its English Learner Parent Advisory Committee. The superintendent is required by statute to respond in writing to the comments received from these committees. School districts and COEs must also consult with the special education local plan area administrator(s) when developing the LCAP.

Statute requires charter schools to consult with teachers, principals, administrators, other school personnel, parents, and students in developing the LCAP. The LCAP should also be shared with, and LEAs should request input from, schoolsite-level advisory groups, as applicable (e.g., schoolsite councils, English Learner Advisory Councils, student advisory groups, etc.), to facilitate alignment between schoolsite and district-level goals and actions.

Information and resources that support effective engagement, define student consultation, and provide the requirements for advisory group composition, can be found under Resources on the following web page of the CDE's website: <https://www.cde.ca.gov/re/lc/>.

Requirements and Instructions

Below is an excerpt from the 2018–19 *Guide for Annual Audits of K–12 Local Education Agencies and State Compliance Reporting*, which is provided to highlight the legal requirements for engagement of educational partners in the LCAP development process:

Local Control and Accountability Plan:

For county offices of education and school districts only, verify the LEA:

- a) Presented the local control and accountability plan to the parent advisory committee in accordance with Education Code section 52062(a)(1) or 52068(a)(1), as appropriate.
- b) If applicable, presented the local control and accountability plan to the English learner parent advisory committee, in accordance with Education Code section 52062(a)(2) or 52068(a)(2), as appropriate.

- c) Notified members of the public of the opportunity to submit comments regarding specific actions and expenditures proposed to be included in the local control and accountability plan in accordance with Education Code section 52062(a)(3) or 52068(a)(3), as appropriate.
- d) Held at least one public hearing in accordance with Education Code section 52062(b)(1) or 52068(b)(1), as appropriate.
- e) Adopted the local control and accountability plan in a public meeting in accordance with Education Code section 52062(b)(2) or 52068(b)(2), as appropriate.

Prompt 1: “A summary of the process used to engage educational partners and how this engagement was considered before finalizing the LCAP.”

Describe the engagement process used by the LEA to involve educational partners in the development of the LCAP, including, at a minimum, describing how the LEA met its obligation to consult with all statutorily required educational partners as applicable to the type of LEA. A sufficient response to this prompt must include general information about the timeline of the process and meetings or other engagement strategies with educational partners. A response may also include information about an LEA’s philosophical approach to engaging its educational partners.

Prompt 2: “A summary of the feedback provided by specific educational partners.”

Describe and summarize the feedback provided by specific educational partners. A sufficient response to this prompt will indicate ideas, trends, or inputs that emerged from an analysis of the feedback received from educational partners.

Prompt 3: “A description of the aspects of the LCAP that were influenced by specific input from educational partners.”

A sufficient response to this prompt will provide educational partners and the public with clear, specific information about how the engagement process influenced the development of the LCAP. The response must describe aspects of the LCAP that were influenced by or developed in response to the educational partner feedback described in response to Prompt 2. This may include a description of how the LEA prioritized requests of educational partners within the context of the budgetary resources available or otherwise prioritized areas of focus within the LCAP. For the purposes of this prompt, “aspects” of an LCAP that may have been influenced by educational partner input can include, but are not necessarily limited to:

- Inclusion of a goal or decision to pursue a Focus Goal (as described below)
- Inclusion of metrics other than the statutorily required metrics
- Determination of the desired outcome on one or more metrics
- Inclusion of performance by one or more student groups in the Measuring and Reporting Results subsection
- Inclusion of action(s) or a group of actions
- Elimination of action(s) or group of actions
- Changes to the level of proposed expenditures for one or more actions

- Inclusion of action(s) as contributing to increased or improved services for unduplicated services
- Determination of effectiveness of the specific actions to achieve the goal
- Determination of material differences in expenditures
- Determination of changes made to a goal for the ensuing LCAP year based on the annual update process
- Determination of challenges or successes in the implementation of actions

Goals and Actions

Purpose

Well-developed goals will clearly communicate to educational partners what the LEA plans to accomplish, what the LEA plans to do in order to accomplish the goal, and how the LEA will know when it has accomplished the goal. A goal statement, associated metrics and expected outcomes, and the actions included in the goal should be in alignment. The explanation for why the LEA included a goal is an opportunity for LEAs to clearly communicate to educational partners and the public why, among the various strengths and areas for improvement highlighted by performance data and strategies and actions that could be pursued, the LEA decided to pursue this goal, and the related metrics, expected outcomes, actions, and expenditures.

A well-developed goal can be focused on the performance relative to a metric or metrics for all students, a specific student group(s), narrowing performance gaps, or implementing programs or strategies expected to impact outcomes. LEAs should assess the performance of their student groups when developing goals and the related actions to achieve such goals.

Requirements and Instructions

LEAs should prioritize the goals, specific actions, and related expenditures included within the LCAP within one or more state priorities. LEAs should consider performance on the state and local indicators, including their locally collected and reported data for the local indicators that are included in the Dashboard in determining whether and how to prioritize its goals within the LCAP.

In order to support prioritization of goals, the LCAP template provides LEAs with the option of developing three different kinds of goals:

- **Focus Goal:** A Focus Goal is relatively more concentrated in scope and may focus on a fewer number of metrics to measure improvement. A Focus Goal statement will be time bound and make clear how the goal is to be measured.
- **Broad Goal:** A Broad Goal is relatively less concentrated in its scope and may focus on improving performance across a wide range of metrics.
- **Maintenance of Progress Goal:** A Maintenance of Progress Goal includes actions that may be ongoing without significant changes and allows an LEA to track performance on any metrics not addressed in the other goals of the LCAP.

At a minimum, the LCAP must address all LCFF priorities and associated metrics.

Focus Goal(s)

Goal Description: The description provided for a Focus Goal must be specific, measurable, and time bound. An LEA develops a Focus Goal to address areas of need that may require or benefit from a more specific and data intensive approach. The Focus Goal can explicitly reference the metric(s) by which achievement of the goal will be measured and the time frame according to which the LEA expects to achieve the goal.

Explanation of why the LEA has developed this goal: Explain why the LEA has chosen to prioritize this goal. An explanation must be based on Dashboard data or other locally collected data. LEAs must describe how the LEA identified this goal for focused attention, including relevant consultation with educational partners. LEAs are encouraged to promote transparency and understanding around the decision to pursue a focus goal.

Broad Goal

Goal Description: Describe what the LEA plans to achieve through the actions included in the goal. The description of a broad goal will be clearly aligned with the expected measurable outcomes included for the goal. The goal description organizes the actions and expected outcomes in a cohesive and consistent manner. A goal description is specific enough to be measurable in either quantitative or qualitative terms. A broad goal is not as specific as a focus goal. While it is specific enough to be measurable, there are many different metrics for measuring progress toward the goal.

Explanation of why the LEA has developed this goal: Explain why the LEA developed this goal and how the actions and metrics grouped together will help achieve the goal.

Maintenance of Progress Goal

Goal Description: Describe how the LEA intends to maintain the progress made in the LCFF State Priorities not addressed by the other goals in the LCAP. Use this type of goal to address the state priorities and applicable metrics not addressed within the other goals in the LCAP. The state priorities and metrics to be addressed in this section are those for which the LEA, in consultation with educational partners, has determined to maintain actions and monitor progress while focusing implementation efforts on the actions covered by other goals in the LCAP.

Explanation of why the LEA has developed this goal: Explain how the actions will sustain the progress exemplified by the related metrics.

Required Goals

In general, LEAs have flexibility in determining what goals to include in the LCAP and what those goals will address; however, beginning with the development of the 2022–23 LCAP, LEAs that meet certain criteria are required to include a specific goal in their LCAP.

Consistently low-performing student group(s) criteria: An LEA is eligible for Differentiated Assistance for three or more consecutive years based on the performance of the same student group or groups in the Dashboard. A list of the LEAs required to include a goal in the LCAP based on student group performance, and the student group(s) that lead to identification, may be found on the CDE’s Local Control Funding Formula web page at <https://www.cde.ca.gov/fg/aa/lc/>.

- **Consistently low-performing student group(s) goal requirement:** An LEA meeting the consistently low-performing student group(s) criteria must include a goal in its LCAP focused on improving the performance of the student group or groups that led to the LEA’s eligibility for Differentiated

Assistance. This goal must include metrics, outcomes, actions, and expenditures specific to addressing the needs of, and improving outcomes for, this student group or groups. An LEA required to address multiple student groups is not required to have a goal to address each student group; however, each student group must be specifically addressed in the goal. This requirement may not be met by combining this required goal with another goal.

- **Goal Description:** Describe the outcomes the LEA plans to achieve to address the needs of, and improve outcomes for, the student group or groups that led to the LEA's eligibility for Differentiated Assistance.
- **Explanation of why the LEA has developed this goal:** Explain why the LEA is required to develop this goal, including identifying the student group(s) that lead to the LEA being required to develop this goal, how the actions and associated metrics included in this goal differ from previous efforts to improve outcomes for the student group(s), and why the LEA believes the actions, metrics, and expenditures included in this goal will help achieve the outcomes identified in the goal description.

Low-performing school(s) criteria: The following criteria only applies to a school district or COE with two or more schools; it does not apply to a single-school district. A school district or COE has one or more schools that, for two consecutive years, received the two lowest performance levels on all but one of the state indicators for which the school(s) receive performance levels in the Dashboard and the performance of the "All Students" student group for the LEA is at least one performance level higher in all of those indicators. A list of the LEAs required to include a goal in the LCAP based on school performance, and the school(s) that lead to identification, may be found on the CDE's Local Control Funding Formula web page at <https://www.cde.ca.gov/fg/aa/lc/>.

- **Low-performing school(s) goal requirement:** A school district or COE meeting the low-performing school(s) criteria must include a goal in its LCAP focusing on addressing the disparities in performance between the school(s) and the LEA as a whole. This goal must include metrics, outcomes, actions, and expenditures specific to addressing the needs of, and improving outcomes for, the students enrolled at the low-performing school or schools. An LEA required to address multiple schools is not required to have a goal to address each school; however, each school must be specifically addressed in the goal. This requirement may not be met by combining this goal with another goal.
- **Goal Description:** Describe what outcomes the LEA plans to achieve to address the disparities in performance between the students enrolled at the low-performing school(s) and the students enrolled at the LEA as a whole.
- **Explanation of why the LEA has developed this goal:** Explain why the LEA is required to develop this goal, including identifying the schools(s) that lead to the LEA being required to develop this goal; how the actions and associated metrics included in this goal differ from previous efforts to improve outcomes for the school(s); and why the LEA believes the actions, metrics, and expenditures included in this goal will help achieve the outcomes for students enrolled at the low-performing school or schools identified in the goal description.

Measuring and Reporting Results:

For each LCAP year, identify the metric(s) that the LEA will use to track progress toward the expected outcomes. LEAs are encouraged to identify metrics for specific student groups, as appropriate, including expected outcomes that would reflect narrowing of any existing performance gaps.

Include in the baseline column the most recent data associated with this metric available at the time of adoption of the LCAP for the first year of the three-year plan. LEAs may use data as reported on the 2019 Dashboard for the baseline of a metric only if that data represents the most recent available (e.g., high school graduation rate).

Using the most recent data available may involve reviewing data the LEA is preparing for submission to the California Longitudinal Pupil Achievement Data System (CALPADS) or data that the LEA has recently submitted to CALPADS. Because final 2020–21 outcomes on some metrics may not be computable at the time the 2021–24 LCAP is adopted (e.g., graduation rate, suspension rate), the most recent data available may include a point in time calculation taken each year on the same date for comparability purposes.

The baseline data shall remain unchanged throughout the three-year LCAP.

Complete the table as follows:

- **Metric:** Indicate how progress is being measured using a metric.
- **Baseline:** Enter the baseline when completing the LCAP for 2021–22. As described above, the baseline is the most recent data associated with a metric. Indicate the school year to which the data applies, consistent with the instructions above.
- **Year 1 Outcome:** When completing the LCAP for 2022–23, enter the most recent data available. Indicate the school year to which the data applies, consistent with the instructions above.
- **Year 2 Outcome:** When completing the LCAP for 2023–24, enter the most recent data available. Indicate the school year to which the data applies, consistent with the instructions above.
- **Year 3 Outcome:** When completing the LCAP for 2024–25, enter the most recent data available. Indicate the school year to which the data applies, consistent with the instructions above. The 2024–25 LCAP will be the first year in the next three-year cycle. Completing this column will be part of the Annual Update for that year.
- **Desired Outcome for 2023–24:** When completing the first year of the LCAP, enter the desired outcome for the relevant metric the LEA expects to achieve by the end of the 2023–24 LCAP year.

Timeline for completing the “**Measuring and Reporting Results**” part of the Goal.

Metric	Baseline	Year 1 Outcome	Year 2 Outcome	Year 3 Outcome	Desired Outcome for Year 3 (2023–24)
Enter information in this box when completing the LCAP for 2021–22 .	Enter information in this box when completing the LCAP for 2021–22 .	Enter information in this box when completing the LCAP for 2022–23 . Leave blank until then.	Enter information in this box when completing the LCAP for 2023–24 . Leave blank until then.	Enter information in this box when completing the LCAP for 2024–25 . Leave blank until then.	Enter information in this box when completing the LCAP for 2021–22 or when adding a new metric.

The metrics may be quantitative or qualitative; but at minimum, an LEA’s LCAP must include goals that are measured using all of the applicable metrics for the related state priorities, in each LCAP year as applicable to the type of LEA. To the extent a state priority does not specify one or more metrics (e.g., implementation of state academic content and performance standards), the LEA must identify a metric to use within the LCAP. For these state priorities, LEAs are encouraged to use metrics based on or reported through the relevant self-reflection tool for local indicators within the Dashboard.

Actions: Enter the action number. Provide a short title for the action. This title will also appear in the action tables. Provide a description of the action. Enter the total amount of expenditures associated with this action. Budgeted expenditures from specific fund sources will be provided in the summary tables. Indicate whether the action contributes to meeting the increase or improved services requirement as described in the Increased or Improved Services section using a “Y” for Yes or an “N” for No. (**Note:** for each such action offered on an LEA-wide or schoolwide basis, the LEA will need to provide additional information in the Increased or Improved Summary Section to address the requirements in *California Code of Regulations*, Title 5 [5 CCR] Section 15496(b) in the Increased or Improved Services Section of the LCAP).

Actions for English Learners: School districts, COEs, and charter schools that have a numerically significant English learner student subgroup must include specific actions in the LCAP related to, at a minimum, the language acquisition programs, as defined in *EC* Section 306, provided to students and professional development activities specific to English learners.

Actions for Foster Youth: School districts, COEs, and charter schools that have a numerically significant Foster Youth student subgroup are encouraged to include specific actions in the LCAP designed to meet needs specific to Foster Youth students.

Goal Analysis:

Enter the LCAP Year.

Using actual annual measurable outcome data, including data from the Dashboard, analyze whether the planned actions were effective in achieving the goal. Respond to the prompts as instructed.

- Describe the overall implementation of the actions to achieve the articulated goal. Include a discussion of relevant challenges and successes experienced with the implementation process. This must include any instance where the LEA did not implement a planned action or implemented a planned action in a manner that differs substantively from how it was described in the adopted LCAP.
- Explain material differences between Budgeted Expenditures and Estimated Actual Expenditures and between the Planned Percentages of Improved Services and Estimated Actual Percentages of Improved Services, as applicable. Minor variances in expenditures or percentages do not need to be addressed, and a dollar-for-dollar accounting is not required.
- Describe the effectiveness of the specific actions to achieve the articulated goal as measured by the LEA. In some cases, not all actions in a goal will be intended to improve performance on all of the metrics associated with the goal. When responding to this prompt, LEAs may assess the effectiveness of a single action or group of actions within the goal in the context of performance on a single metric or group of specific metrics within the goal that are applicable to the action(s). Grouping actions with metrics will allow for more robust analysis of whether the strategy the LEA is using to impact a specified set of metrics is working and increase transparency for educational partners. LEAs are encouraged to use such an approach when goals include multiple actions and metrics that are not closely associated.
- Describe any changes made to this goal, expected outcomes, metrics, or actions to achieve this goal as a result of this analysis and analysis of the data provided in the Dashboard or other local data, as applicable.

Increased or Improved Services for Foster Youth, English Learners, and Low-Income Students

Purpose

A well-written Increased or Improved Services section provides educational partners with a comprehensive description, within a single dedicated section, of how an LEA plans to increase or improve services for its unduplicated students in grades TK–12 as compared to all students in grades TK–12, as applicable, and how LEA-wide or schoolwide actions identified for this purpose meet regulatory requirements. Descriptions provided should include sufficient detail yet be sufficiently succinct to promote a broader understanding of educational partners to facilitate their ability to provide input. An LEA’s description in this section must align with the actions included in the Goals and Actions section as contributing.

Requirements and Instructions

Projected LCFF Supplemental and/or Concentration Grants: Specify the amount of LCFF supplemental and concentration grant funds the LEA estimates it will receive in the coming year based on the number and concentration of low income, foster youth, and English learner students.

Projected Additional LCFF Concentration Grant (15 percent): Specify the amount of additional LCFF concentration grant add-on funding, as described in EC Section 42238.02, that the LEA estimates it will receive in the coming year.

Projected Percentage to Increase or Improve Services for the Coming School Year: Specify the estimated percentage by which services for unduplicated pupils must be increased or improved as compared to the services provided to all students in the LCAP year as calculated pursuant to 5 CCR Section 15496(a)(7).

LCFF Carryover — Percentage: Specify the LCFF Carryover — Percentage identified in the LCFF Carryover Table. If a carryover percentage is not identified in the LCFF Carryover Table, specify a percentage of zero (0.00%).

LCFF Carryover — Dollar: Specify the LCFF Carryover — Dollar amount identified in the LCFF Carryover Table. If a carryover amount is not identified in the LCFF Carryover Table, specify an amount of zero (\$0).

Total Percentage to Increase or Improve Services for the Coming School Year: Add the Projected Percentage to Increase or Improve Services for the Coming School Year and the Proportional LCFF Required Carryover Percentage and specify the percentage. This is the LEAs percentage by which services for unduplicated pupils must be increased or improved as compared to the services provided to all students in the LCAP year, as calculated pursuant to 5 CCR Section 15496(a)(7).

Required Descriptions:

For each action being provided to an entire school, or across the entire school district or COE, an explanation of (1) how the needs of foster youth, English learners, and low-income students were considered first, and (2) how these actions are effective in meeting the goals for these students.

For each action included in the Goals and Actions section as contributing to the increased or improved services requirement for unduplicated pupils and provided on an LEA-wide or schoolwide basis, the LEA must include an explanation consistent with 5 CCR Section 15496(b). For any such actions continued into the 2021–24 LCAP from the 2017–2020 LCAP, the LEA must determine whether or not the action was effective as expected, and this determination must reflect evidence of outcome data or actual implementation to date.

Principally Directed and Effective: An LEA demonstrates how an action is principally directed towards and effective in meeting the LEA’s goals for unduplicated students when the LEA explains how:

- It considers the needs, conditions, or circumstances of its unduplicated pupils;
- The action, or aspect(s) of the action (including, for example, its design, content, methods, or location), is based on these considerations; and
- The action is intended to help achieve an expected measurable outcome of the associated goal.

As such, the response provided in this section may rely on a needs assessment of unduplicated students.

Conclusory statements that a service will help achieve an expected outcome for the goal, without an explicit connection or further explanation as to how, are not sufficient. Further, simply stating that an LEA has a high enrollment percentage of a specific student group or groups does not meet the increase or improve services standard because enrolling students is not the same as serving students.

For example, if an LEA determines that low-income students have a significantly lower attendance rate than the attendance rate for all students, it might justify LEA-wide or schoolwide actions to address this area of need in the following way:

After assessing the needs, conditions, and circumstances of our low-income students, we learned that the attendance rate of our low-income students is 7 percent lower than the attendance rate for all students. (Needs, Conditions, Circumstances [Principally Directed])

In order to address this condition of our low-income students, we will develop and implement a new attendance program that is designed to address some of the major causes of absenteeism, including lack of reliable transportation and food, as well as a school climate that does not emphasize the importance of attendance. Goal N, Actions X, Y, and Z provide additional transportation and nutritional resources as well as a districtwide educational campaign on the benefits of high attendance rates. (Contributing Action[s])

These actions are being provided on an LEA-wide basis and we expect/hope that all students with less than a 100 percent attendance rate will benefit. However, because of the significantly lower attendance rate of low-income students, and because the actions meet needs most associated with the chronic stresses and experiences of a socio-economically disadvantaged status, we expect that the attendance rate for our low-income students will increase significantly more than the average attendance rate of all other students. (Measurable Outcomes [Effective In])

COEs and Charter Schools: Describe how actions included as contributing to meeting the increased or improved services requirement on an LEA-wide basis are principally directed to and effective in meeting its goals for unduplicated pupils in the state and any local priorities as described above. In the case of COEs and charter schools, schoolwide and LEA-wide are considered to be synonymous.

For School Districts Only:

Actions Provided on an LEA-Wide Basis:

Unduplicated Percentage > 55 percent: For school districts with an unduplicated pupil percentage of 55 percent or more, describe how these actions are principally directed to and effective in meeting its goals for unduplicated pupils in the state and any local priorities as described above.

Unduplicated Percentage < 55 percent: For school districts with an unduplicated pupil percentage of less than 55 percent, describe how these actions are principally directed to and effective in meeting its goals for unduplicated pupils in the state and any local priorities. Also describe how the actions **are the most effective use of the funds** to meet these goals for its unduplicated pupils. Provide the basis for this determination, including any alternatives considered, supporting research, experience, or educational theory.

Actions Provided on a Schoolwide Basis:

School Districts must identify in the description those actions being funded and provided on a schoolwide basis, and include the required description supporting the use of the funds on a schoolwide basis.

For schools with 40 percent or more enrollment of unduplicated pupils: Describe how these actions are principally directed to and effective in meeting its goals for its unduplicated pupils in the state and any local priorities.

For school districts expending funds on a schoolwide basis at a school with less than 40 percent enrollment of unduplicated pupils: Describe how these actions are principally directed to and how the actions are the most effective use of the funds to meet its goals for foster youth, English learners, and low-income students in the state and any local priorities.

A description of how services for foster youth, English learners, and low-income students are being increased or improved by the percentage required.

Consistent with the requirements of 5 CCR Section 15496, describe how services provided for unduplicated pupils are increased or improved by at least the percentage calculated as compared to the services provided for all students in the LCAP year. To improve services means to grow services in quality and to increase services means to grow services in quantity. Services are increased or improved by those actions in the LCAP that are included in the Goals and Actions section as contributing to the increased or improved services requirement, whether they are provided on an LEA-wide or schoolwide basis or provided on a limited basis to unduplicated students. A limited action is an action that only serves foster youth, English learners, and/or low-income students. This description must address how these action(s) are expected to result in the required proportional increase or improvement in services for unduplicated pupils as compared to the services the LEA provides to all students for the relevant LCAP year.

For any action contributing to meeting the increased or improved services requirement that is associated with a Planned Percentage of Improved Services in the Contributing Summary Table rather than an expenditure of LCFF funds, describe the methodology that was used to determine the contribution of the action towards the proportional percentage. See the instructions for determining the Planned Percentage of Improved Services for information on calculating the Percentage of Improved Services.

A description of the plan for how the additional concentration grant add-on funding identified above will be used to increase the number of staff providing direct services to students at schools that have a high concentration (above 55 percent) of foster youth, English learners, and low-income students, as applicable.

An LEA that receives the additional concentration grant add-on described in EC Section 42238.02 is required to demonstrate how it is using these funds to increase the number of staff who provide direct services to students at schools with an enrollment of unduplicated students that is greater than 55 percent as compared to the number of staff who provide direct services to students at schools with an enrollment of unduplicated students that is equal to or less than 55 percent. The staff who provide direct services to students must be certificated staff and/or classified staff employed by the LEA; classified staff includes custodial staff.

Provide the following descriptions, as applicable to the LEA:

An LEA that does not receive a concentration grant or the concentration grant add-on must indicate that a response to this prompt is not applicable.

Identify the goal and action numbers of the actions in the LCAP that the LEA is implementing to meet the requirement to increase the number of staff who provide direct services to students at schools with an enrollment of unduplicated students that is greater than 55 percent.

An LEA that does not have comparison schools from which to describe how it is using the concentration grant add-on funds, such as an LEA that only has schools with an enrollment of unduplicated students that is greater than 55 percent, must describe how it is using the funds to increase the number of credentialed staff, classified staff, or both, including custodial staff, who provide direct services to students at selected schools and the criteria used to determine which schools require additional staffing support.

In the event that an additional concentration grant add-on is not sufficient to increase staff providing direct services to students at a school with an enrollment of unduplicated students that is greater than 55 percent, the LEA must describe how it is using the funds to retain staff providing direct services to students at a school with an enrollment of unduplicated students that is greater than 55 percent.

Complete the table as follows:

- Provide the staff-to-student ratio of classified staff providing direct services to students with a concentration of unduplicated students that is 55 percent or less and the staff-to-student ratio of classified staff providing direct services to students at schools with a concentration of unduplicated students that is greater than 55 percent, as applicable to the LEA. The LEA may group its schools by grade span (Elementary, Middle/Junior High, and High Schools), as applicable to the LEA. The staff-to-student ratio must be based on the number of full time equivalent (FTE) staff and the number of enrolled students as counted on the first Wednesday in October of each year.
- Provide the staff-to-student ratio of certificated staff providing direct services to students at schools with a concentration of unduplicated students that is 55 percent or less and the staff-to-student ratio of certificated staff providing direct services to students at schools with a concentration of unduplicated students that is greater than 55 percent, as applicable to the LEA. The LEA may group its schools by grade span (Elementary, Middle/Junior High, and High Schools), as applicable to the LEA. The staff-to-student ratio must be based on the number of FTE staff and the number of enrolled students as counted on the first Wednesday in October of each year.

Action Tables

Complete the Data Entry Table for each action in the LCAP. The information entered into this table will automatically populate the other Action Tables. Information is only entered into the Data Entry Table, the Annual Update Table, the Contributing Actions Annual Update Table, and the LCFF Carryover Table. With the exception of the Data Entry Table, the word “input” has been added to column headers to aid in identifying the column(s) where information will be entered. Information is not entered on the remaining Action tables.

The following tables are required to be included as part of the LCAP adopted by the local governing board or governing body:

- Table 1: Total Planned Expenditures Table (for the coming LCAP Year)

- Table 2: Contributing Actions Table (for the coming LCAP Year)
- Table 3: Annual Update Table (for the current LCAP Year)
- Table 4: Contributing Actions Annual Update Table (for the current LCAP Year)
- Table 5: LCFF Carryover Table (for the current LCAP Year)

Note: The coming LCAP Year is the year that is being planned for, while the current LCAP year is the current year of implementation. For example, when developing the 2022–23 LCAP, 2022–23 will be the coming LCAP Year and 2021–22 will be the current LCAP Year.

Data Entry Table

The Data Entry Table may be included in the LCAP as adopted by the local governing board or governing body, but is not required to be included. In the Data Entry Table, input the following information for each action in the LCAP for that applicable LCAP year:

- **LCAP Year:** Identify the applicable LCAP Year.
- **1. Projected LCFF Base Grant:** Provide the total amount of LCFF funding the LEA estimates it will receive for the coming school year, excluding the supplemental and concentration grants and the add-ons for the Targeted Instructional Improvement Grant Program and the Home to School Transportation Program, pursuant to 5 CCR Section 15496(a)(8).

See *EC* sections 2574 (for COEs) and 42238.02 (for school districts and charter schools), as applicable, for LCFF apportionment calculations.

- **2. Projected LCFF Supplemental and/or Concentration Grants:** Provide the total amount of LCFF supplemental and concentration grants the LEA estimates it will receive on the basis of the number and concentration of unduplicated students for the coming school year.
- **3. Projected Percentage to Increase or Improve Services for the Coming School Year:** This percentage will not be entered; it is calculated based on the Projected LCFF Base Grant and the Projected LCFF Supplemental and/or Concentration Grants, pursuant to 5 CCR Section 15496(a)(8). This is the percentage by which services for unduplicated pupils must be increased or improved as compared to the services provided to all students in the coming LCAP year.
- **LCFF Carryover — Percentage:** Specify the LCFF Carryover — Percentage identified in the LCFF Carryover Table from the prior LCAP year. If a carryover percentage is not identified in the LCFF Carryover Table, specify a percentage of zero (0.00%).
- **Total Percentage to Increase or Improve Services for the Coming School Year:** This percentage will not be entered; it is calculated based on the Projected Percentage to Increase or Improve Services for the Coming School Year and the LCFF Carryover —

Percentage. This is the percentage by which the LEA must increase or improve services for unduplicated pupils as compared to the services provided to all students in the coming LCAP year.

- **Goal #:** Enter the LCAP Goal number for the action.
- **Action #:** Enter the action's number as indicated in the LCAP Goal.
- **Action Title:** Provide a title of the action.
- **Student Group(s):** Indicate the student group or groups who will be the primary beneficiary of the action by entering "All," or by entering a specific student group or groups.
- **Contributing to Increased or Improved Services?:** Type "Yes" if the action **is** included as contributing to meeting the increased or improved services; OR, type "No" if the action is **not** included as contributing to meeting the increased or improved services.
- If "Yes" is entered into the Contributing column, then complete the following columns:
 - **Scope:** The scope of an action may be LEA-wide (i.e., districtwide, countywide, or charterwide), schoolwide, or limited. An action that is LEA-wide in scope upgrades the entire educational program of the LEA. An action that is schoolwide in scope upgrades the entire educational program of a single school. An action that is limited in its scope is an action that serves only one or more unduplicated student groups.
 - **Unduplicated Student Group(s):** Regardless of scope, contributing actions serve one or more unduplicated student groups. Indicate one or more unduplicated student groups for whom services are being increased or improved as compared to what all students receive.
 - **Location:** Identify the location where the action will be provided. If the action is provided to all schools within the LEA, the LEA must indicate "All Schools." If the action is provided to specific schools within the LEA or specific grade spans only, the LEA must enter "Specific Schools" or "Specific Grade Spans." Identify the individual school or a subset of schools or grade spans (e.g., all high schools or grades transitional kindergarten through grade five), as appropriate.
- **Time Span:** Enter "ongoing" if the action will be implemented for an indeterminate period of time. Otherwise, indicate the span of time for which the action will be implemented. For example, an LEA might enter "1 Year," or "2 Years," or "6 Months."
- **Total Personnel:** Enter the total amount of personnel expenditures utilized to implement this action.
- **Total Non-Personnel:** This amount will be automatically calculated based on information provided in the Total Personnel column and the Total Funds column.

- **LCFF Funds:** Enter the total amount of LCFF funds utilized to implement this action, if any. LCFF funds include all funds that make up an LEA’s total LCFF target (i.e., base grant, grade span adjustment, supplemental grant, concentration grant, Targeted Instructional Improvement Block Grant, and Home-To-School Transportation).
 - **Note:** For an action to contribute towards meeting the increased or improved services requirement it must include some measure of LCFF funding. The action may also include funding from other sources, however the extent to which an action contributes to meeting the increased or improved services requirement is based on the LCFF funding being used to implement the action.
- **Other State Funds:** Enter the total amount of Other State Funds utilized to implement this action, if any.
- **Local Funds:** Enter the total amount of Local Funds utilized to implement this action, if any.
- **Federal Funds:** Enter the total amount of Federal Funds utilized to implement this action, if any.
- **Total Funds:** This amount is automatically calculated based on amounts entered in the previous four columns.
- **Planned Percentage of Improved Services:** For any action identified as contributing, being provided on a Limited basis to unduplicated students, and that does not have funding associated with the action, enter the planned quality improvement anticipated for the action as a percentage rounded to the nearest hundredth (0.00%). A limited action is an action that only serves foster youth, English learners, and/or low-income students.
 - As noted in the instructions for the Increased or Improved Services section, when identifying a Planned Percentage of Improved Services, the LEA must describe the methodology that it used to determine the contribution of the action towards the proportional percentage. The percentage of improved services for an action corresponds to the amount of LCFF funding that the LEA estimates it would expend to implement the action if it were funded.

For example, an LEA determines that there is a need to analyze data to ensure that instructional aides and expanded learning providers know what targeted supports to provide to students who are foster youth. The LEA could implement this action by hiring additional staff to collect and analyze data and to coordinate supports for students, which the LEA estimates would cost \$165,000. Instead, the LEA chooses to utilize a portion of existing staff time to analyze data relating to students who are foster youth. This analysis will then be shared with site principals who will use the data to coordinate services provided by instructional assistants and expanded learning providers to target support to students. In this example, the LEA would divide the estimated cost of \$165,000 by the amount of LCFF Funding identified in the Data Entry Table and then convert the quotient to a percentage. This percentage is the Planned Percentage of Improved Service for the action.

Contributing Actions Table

As noted above, information will not be entered in the Contributing Actions Table; however, the ‘Contributing to Increased or Improved Services?’ column will need to be checked to ensure that only actions with a “Yes” are displaying. If actions with a “No” are displayed or if actions that are contributing are not displaying in the column, use the drop-down menu in the column header to filter only the “Yes” responses.

Annual Update Table

In the Annual Update Table, provide the following information for each action in the LCAP for the relevant LCAP year:

- **Estimated Actual Expenditures:** Enter the total estimated actual expenditures to implement this action, if any.

Contributing Actions Annual Update Table

In the Contributing Actions Annual Update Table, check the ‘Contributing to Increased or Improved Services?’ column to ensure that only actions with a “Yes” are displaying. If actions with a “No” are displayed or if actions that are contributing are not displaying in the column, use the drop-down menu in the column header to filter only the “Yes” responses. Provide the following information for each contributing action in the LCAP for the relevant LCAP year:

- **6. Estimated Actual LCFF Supplemental and/or Concentration Grants:** Provide the total amount of LCFF supplemental and concentration grants the LEA estimates it will actually receive based on of the number and concentration of unduplicated students in the current school year.
- **Estimated Actual Expenditures for Contributing Actions:** Enter the total estimated actual expenditure of LCFF funds used to implement this action, if any.
- **Estimated Actual Percentage of Improved Services:** For any action identified as contributing, being provided on a Limited basis only to unduplicated students, and that does not have funding associated with the action, enter the total estimated actual quality improvement anticipated for the action as a percentage rounded to the nearest hundredth (0.00%).
 - Building on the example provided above for calculating the Planned Percentage of Improved Services, the LEA in the example implements the action. As part of the annual update process, the LEA reviews implementation and student outcome data and determines that the action was implemented with fidelity and that outcomes for foster youth students improved. The LEA reviews the original estimated cost for the action and determines that had it hired additional staff to collect and analyze data and to coordinate supports for students that estimated actual cost would have been \$169,500 due to a cost of living adjustment. The LEA would divide the estimated actual cost of \$169,500 by the amount of LCFF Funding identified in the Data Entry Table and then convert the quotient to a percentage. This percentage is the Estimated Actual Percentage of Improved Services for the action.

LCFF Carryover Table

- **9. Estimated Actual LCFF Base Grant:** Provide the total amount of LCFF funding the LEA estimates it will receive for the current school year, excluding the supplemental and concentration grants and the add-ons for the Targeted Instructional Improvement Grant Program and the Home to School Transportation Program, pursuant to 5 CCR Section 15496(a)(8).

- **10. Total Percentage to Increase or Improve Services for the Current School Year:** This percentage will not be entered. The percentage is calculated based on the amounts of the Estimated Actual LCFF Base Grant (9) and the Estimated Actual LCFF Supplemental and/or Concentration Grants (6), pursuant to 5 CCR Section 15496(a)(8), plus the LCFF Carryover – Percentage from the prior year. This is the percentage by which services for unduplicated pupils must be increased or improved as compared to the services provided to all students in the current LCAP year.

Calculations in the Action Tables

To reduce the duplication of effort of LEAs, the Action Tables include functionality such as pre-population of fields and cells based on the information provided in the Data Entry Table, the Annual Update Summary Table, and the Contributing Actions Table. For transparency, the functionality and calculations used are provided below.

Contributing Actions Table

- 4. Total Planned Contributing Expenditures (LCFF Funds)
 - This amount is the total of the Planned Expenditures for Contributing Actions (LCFF Funds) column
- 5. Total Planned Percentage of Improved Services
 - This percentage is the total of the Planned Percentage of Improved Services column
- Planned Percentage to Increase or Improve Services for the coming school year (4 divided by 1, plus 5)
 - This percentage is calculated by dividing the Total Planned Contributing Expenditures (4) by the Projected LCFF Base Grant (1), converting the quotient to a percentage, and adding it to the Total Planned Percentage of Improved Services (5).

Contributing Actions Annual Update Table

Pursuant to *EC* Section 42238.07(c)(2), if the Total Planned Contributing Expenditures (4) is less than the Estimated Actual LCFF Supplemental and Concentration Grants (6), the LEA is required to calculate the difference between the Total Planned Percentage of Improved Services (5) and the Total Estimated Actual Percentage of Improved Services (7). If the Total Planned Contributing Expenditures (4) is equal to or greater than the Estimated Actual LCFF Supplemental and Concentration Grants (6), the Difference Between Planned and Estimated Actual Percentage of Improved Services will display “Not Required.”

- 6. Estimated Actual LCFF Supplemental and Concentration Grants
 - This is the total amount of LCFF supplemental and concentration grants the LEA estimates it will actually receive based on of the number and concentration of unduplicated students in the current school year.
- 4. Total Planned Contributing Expenditures (LCFF Funds)
 - This amount is the total of the Last Year's Planned Expenditures for Contributing Actions (LCFF Funds)

- 7. Total Estimated Actual Expenditures for Contributing Actions
 - This amount is the total of the Estimated Actual Expenditures for Contributing Actions (LCFF Funds)
- Difference Between Planned and Estimated Actual Expenditures for Contributing Actions (Subtract 7 from 4)
 - This amount is the Total Estimated Actual Expenditures for Contributing Actions (7) subtracted from the Total Planned Contributing Expenditures (4)
- 5. Total Planned Percentage of Improved Services (%)
 - This amount is the total of the Planned Percentage of Improved Services column
- 8. Total Estimated Actual Percentage of Improved Services (%)
 - This amount is the total of the Estimated Actual Percentage of Improved Services column
- Difference Between Planned and Estimated Actual Percentage of Improved Services (Subtract 5 from 8)
 - This amount is the Total Planned Percentage of Improved Services (5) subtracted from the Total Estimated Actual Percentage of Improved Services (8)

LCFF Carryover Table

- 10. Total Percentage to Increase or Improve Services for the Current School Year (6 divided by 9 + Carryover %)
 - This percentage is the Estimated Actual LCFF Supplemental and/or Concentration Grants (6) divided by the Estimated Actual LCFF Base Grant (9) plus the LCFF Carryover – Percentage from the prior year.
- 11. Estimated Actual Percentage of Increased or Improved Services (7 divided by 9, plus 8)
 - This percentage is the Total Estimated Actual Expenditures for Contributing Actions (7) divided by the LCFF Funding (9), then converting the quotient to a percentage and adding the Total Estimated Actual Percentage of Improved Services (8).
- 12. LCFF Carryover — Dollar Amount LCFF Carryover (Subtract 11 from 10 and multiply by 9)
 - If the Estimated Actual Percentage of Increased or Improved Services (11) is less than the Estimated Actual Percentage to Increase or Improve Services (10), the LEA is required to carry over LCFF funds.

The amount of LCFF funds is calculated by subtracting the Estimated Actual Percentage to Increase or Improve Services (11) from the Estimated Actual Percentage of Increased or Improved Services (10) and then multiplying by the Estimated Actual LCFF Base Grant (9). This amount is the amount of LCFF funds that is required to be carried over to the coming year.

- 13. LCFF Carryover — Percentage (12 divided by 9)
 - This percentage is the unmet portion of the Percentage to Increase or Improve Services that the LEA must carry over into the coming LCAP year. The percentage is calculated by dividing the LCFF Carryover (12) by the LCFF Funding (9).

California Department of Education
January 2022